

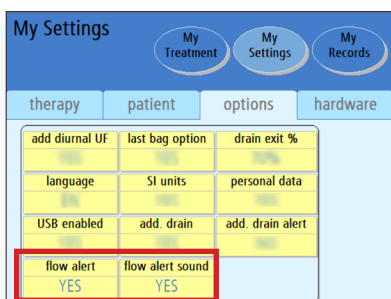
Know Before You Start

Reduced alarms and more personalized therapy options with **Liberty[®] Select 2.9.2**.

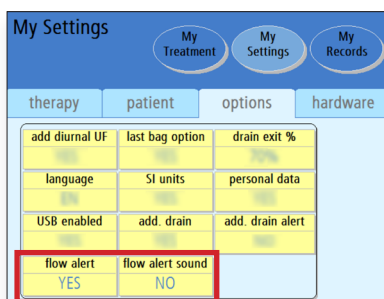


Welcome to your Liberty Select 2.9.2, the latest update to the Liberty Select cyclor! Please read and reference this fact sheet and the additional training tools referenced on the back to familiarize yourself with the new features. For medical or clinical questions about these and any other features, please call your home therapy nurse or nurse on call. Note that the Liberty Select 2.9 User's Guide/Handi-Guide/Procedure Card also applies to Liberty Select 2.9.2.

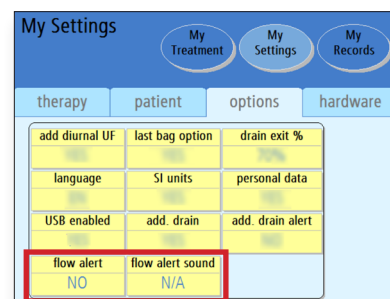
Optional Flow Alert Notification



Default Option: Flow Alert and Flow Alert sound are ON.

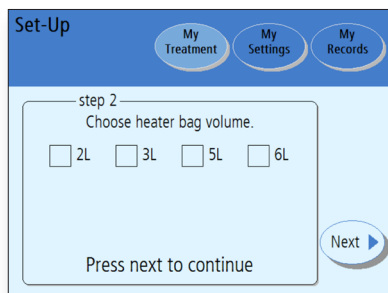


Option 2: You can choose to receive an on-screen alert without an audible alarm.

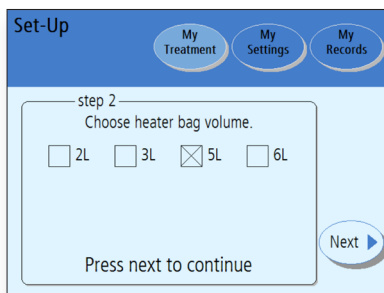


Option 3: You can choose to turn both Flow Alert notifications OFF.

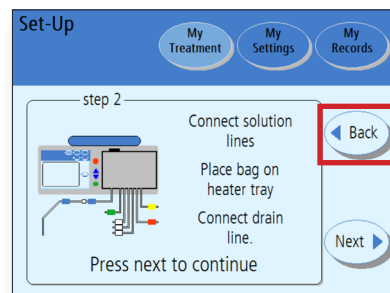
Removal of the Scale



Choose your heater bag volume during initial setup.



Once selected, your choice becomes the default setting for your future treatments. You won't have to change it again unless your bag volume changes.



If needed, press **Back** to change your heater bag volume.

See reverse for more information.



Easier Data Entry and Monitoring

Patient Data

My Treatment My Settings My Records

Your personal health data

Enter your health data below

dextrose 1.5%	last bag type	pulse
dextrose 2.5%	blood glucose	blood pressure
dextrose 4.25%	weight	temperature

Next

Press next to continue

If the “personal data” option is set to YES, the Personal Health Data screen will appear after a completed treatment. Value boxes are blank at first and can be changed by touching an individual box and using the Up/Down arrows.



Add Diurnal UF Setting is Now Set to YES

My Settings

My Treatment My Settings My Records

therapy patient options hardware

add diurnal UF YES	last bag option	drain exit %
language	SI units	personal data
USB enabled	add. drain	add. drain alert
flow alert	flow alert sound	

The add diurnal UF setting is now set to YES. This means that the ultrafiltration (UF) from Drain 0 is now included in the total UF.

For More Information:

The Liberty Select 2.9 User's Guide/Handi-Guide/Procedure Card also applies to Liberty Select 2.9.2.

Flow Alert:

*Liberty Select Handi-Guide, page 19;
Liberty Select User's Guide, pages 91-92.*

Heater Bag Volume:

*Liberty Select Procedure Card, step 10;
Liberty Select Handi-Guide, page 9;
Liberty Select User's Guide, pages 110-111.*

Data Entry & Monitoring:

*Liberty Select Handi-Guide, page 32;
Liberty Select User's Guide, pages 158-160.*

Add Diurnal UF:

*Liberty Select Handi-Guide, page 27;
Liberty Select User's Guide, page 87.*
Please note that the “add diurnal UF” setting on your cyclor is now set to YES.

INDICATIONS FOR USE: The Fresenius Liberty Select cyclor is indicated for acute and chronic peritoneal dialysis.

CAUTION: Federal (US) law restricts these devices to sale by or on order of a physician.

NOTE: Read the Instructions for Use for safe and proper use of these devices. For a complete description of hazards, contraindications, side effects and precautions, see full package labeling at www.fmcna.com

